

331: Starter motor, B4204T11

S60 (11-), 2015A, B4204T11, TG-81SC, L.H.D, YV140MFB0F2303627, 303627

26/9/2025



PRINT

331: Starter motor, B4204T11

Operation number:

33118-2

Starter motor

Removal

Note! Removal steps in this procedure may contain installation details.

Perform battery disconnecting and connecting

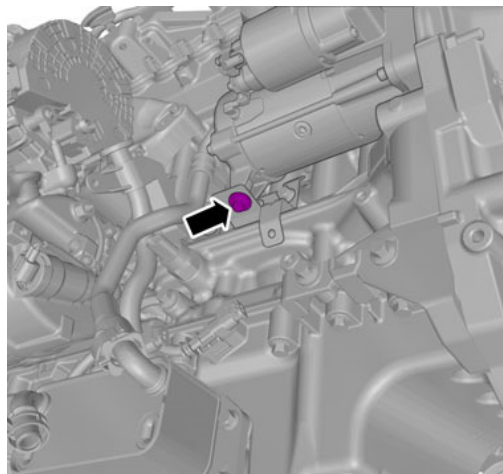
Refer to: Battery disconnecting and connecting

Follow instructions for lifting points body frame

Refer to: Jacking points body

Perform cooling system draining, charging and bleeding

Refer to: Cooling system - draining, charging and bleeding

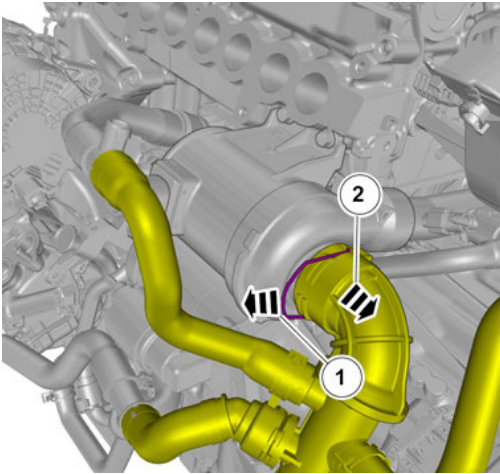


Remove the screw.

Torque: M6, 10 Nm

Remove intake manifold

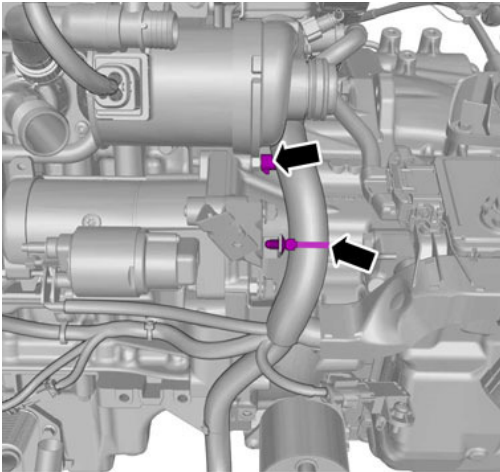
Refer to: Induction pipe



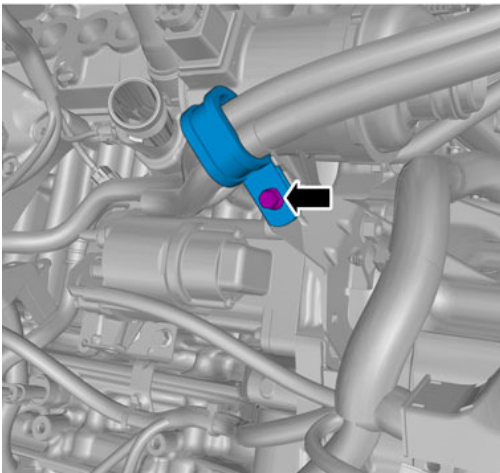
Warning! Be prepared to collect escaping fluid.

Remove the clip.

Fold marked part to one side.



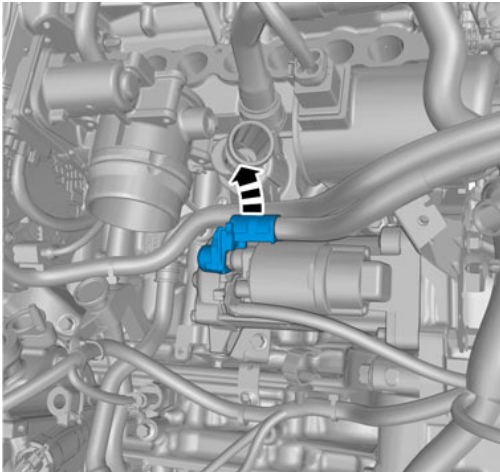
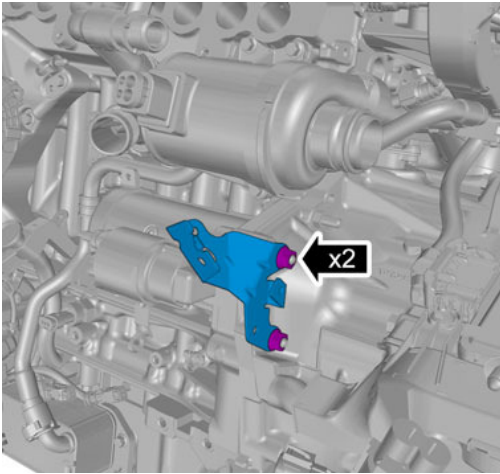
Remove the clips.



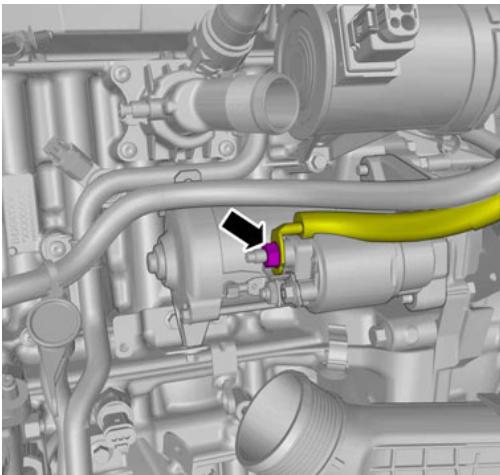
Remove the screw.

Torque: M5, 5 Nm

Torque: M8, 24 Nm



Fold marked part to one side.



Torque: M8, 24 Nm


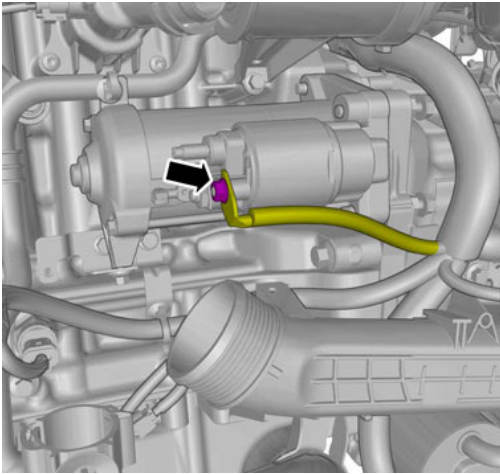
Remove the nut.

Fold marked part to one side.

Torque: Starter motor B+ terminal, 15 Nm

Remove the nut.

Fold marked part to one side.



Torque: M10, 50 Nm

Remove the screws.

Installation

To install, reverse the removal procedure.

PRINT

26/9/2025